

TP20 OL

TP 20 OL is a roofing profile with a distinct top and bottom profile. This classic design is suitable for residential homes, commercial buildings, industrial structures, and agricultural buildings. The profile includes a water lock for added protection against water infiltration at the side overlap.

Suitable for most roofs with a slope of at least 14 degrees.


- Available in full lengths up to 8 meters, reducing the number of joints.
- A cost-effective option, making it a great choice for any project.
- Quick and easy installation, allowing you to complete the job faster.

[Request quotation](#)


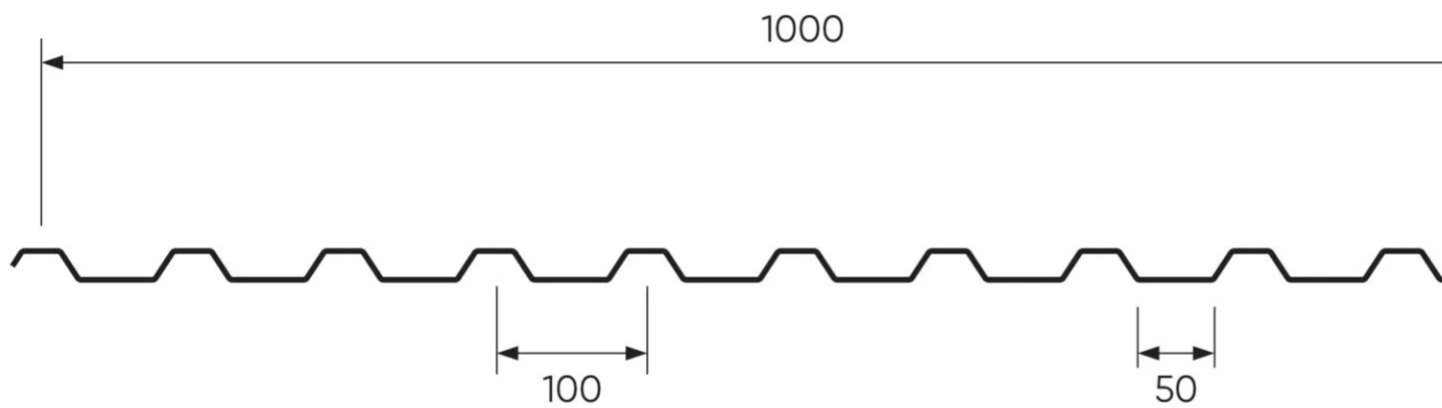
[Contact us](#)

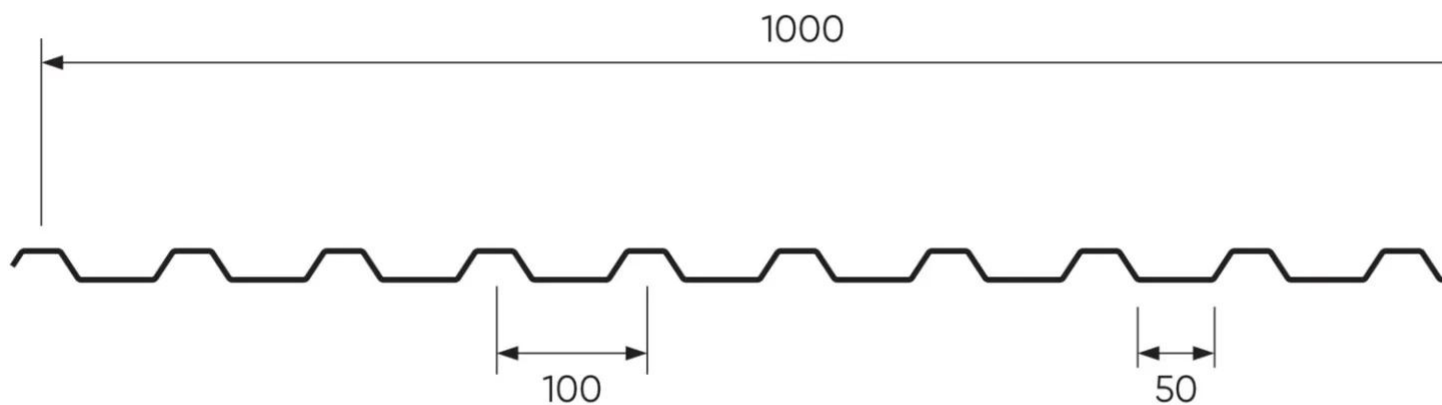


•



•





Properties

Accessories


[Request informations](#)

Related products

[Request informations](#)


Technical documents

Documents



EPD coated low profiles

[View document](#)



Monteringsanvisning TP

[View document](#)

Technical & commercial documentation



Produktkatalog Sverige

[View document](#)